



STRONG PARTNERS. TOUGH TRUCKS.

Four-wheel Electric Counterbalanced Lift Trucks J2.2-3.5XN

2 200 – 3 500 kg



J2.2XN, J2.5XN, J3.0XN, J3.5XN Advance

CHARACTERISTICS	1.1	Manufacturer	
	1.2	Model designation	
	1.3	Power: battery, diesel, LPG, electric mains	
	1.4	Operation: manual, pedestrian, stand, seat, orderpicker	
	1.5	Load capacity	Q (kg)
	1.6	Load centre	c (mm)
	1.8	Load distance	x (mm)
	1.9	Wheelbase	y (mm)

WEIGHT	2.1	Unladen weight (max. battery)	kg
	2.2	Axle loading, with load front/rear (max. battery)	kg
	2.3	Axle loading, without load front/rear (max. battery)	kg

WHEELS & TYRES	3.1	Tyres: L=Pneumatic, V=Cushion, SE=Pneumatic Shaped Solid	
	3.2	Tyre size, front	
	3.3	Tyre size, rear	
	3.5	Number of wheels, front/rear (X = driven)	
	3.6	Track width, front, standard/wide tread	b ₁₀ (mm)
	3.7	Track width, rear	b ₁₁ (mm)

DIMENSIONS	4.1	Mast tilt, $\alpha = \text{forward}/\beta = \text{back}$	degrees
	4.2	Height of mast, lowered	h ₁ (mm)
	4.3	Free lift \uparrow	h ₂ (mm)
	4.4	Lift height \uparrow	h ₃ (mm)
	4.5	Height of mast, extended \star	h ₄ (mm)
	4.7	Overhead guard height \blacklozenge	h ₆ (mm)
	4.8	Seat height \triangleright	h ₇ (mm)
	4.12	Towing coupling height	h ₁₀ (mm)
	4.19	Overall length	l ₁ (mm)
	4.20	Length to face of forks	l ₂ (mm)
	4.21	Overall width (standard/wide tread)	b ₁ /b ₂ (mm)
	4.22	Fork dimensions	s/e/l (mm)
	4.23	Fork carriage DIN 15173. Class A/B	
	4.24	Fork carriage width \blacksquare	b ₃ (mm)
	4.31	Ground clearance under mast, with load	m ₁ (mm)
	4.32	Ground clearance, centre of wheelbase	m ₂ (mm)
4.33	Aisle width with pallets 1 000 long x 1 200 wide \wedge	Ast (mm)	
4.34	Aisle width with pallets 800 wide x 1 200 long \wedge	Ast (mm)	
4.35	Outer turning radius	W _a (mm)	
4.36	Inner turning radius	b ₁₃ (mm)	

PERFORMANCE	5.1	Travel speed with/without load \clubsuit	km/h
	5.2	Lifting speed with/without load	m/sec
	5.3	Lowering speed with/without load	m/sec
	5.5	Drawbar pull with/without load, 60 minute rating	N
	5.6	Max. drawbar pull with/without load, 5 minute rating	N
	5.7	Gradeability with/without load, 30 minute rating \dagger	%
	5.8	Maximum gradeability with/without load, 5 minute rating \dagger	%
	5.9	Acceleration time with/without load \clubsuit	Sec
	5.10	Service brake	

MOTOR	6.1	Drive motor rating, S2, 60 min	kW
	6.2	Lifting motor, S3 15% rating	kW
	6.3	Battery DIN 43531/35/36 A, B, C, no	
	6.4	Battery voltage/capacity at 5 hr rate	V/Ah
	6.5	Battery weight (min./max.)	kg
	6.6	Power consumption in accordance with VDI cycle \clubsuit	kWh/h

OTHER	8.1	Drive control	
	8.2	Operating pressure for attachments ∇	bar
	8.3	Oil flow for attachments	l/min
	8.4	Average noise level at operator's ear \lessgtr	dB(A)
	8.5	Towing coupling type	

HYSTER		HYSTER		HYSTER	
J2.2XN		J2.5XN (717)		J2.5XN (861)	
Battery		Battery		Battery	
Seat		Seat		Seat	
2 200		2 500		2 500	
500		500		500	
404		404		404	
1 606		1 606		1 750	

4 465		4 465		4 876	
5 651	1 014	6 120	845	6 195	1 181
2 212	2 253	2 212	2 253	2 403	2 473

SE		SE		SE	
23 x 10 - 12		23 x 10 - 12		23 x 10 - 12	
18 x 7 - 8		18 x 7 - 8		18 x 7 - 8	
2X	2	2X	2	2X	2
938	1 054	938	1 054	938	1 054
992		992		992	

5		5		5		5		
2 192		2 192		2 192		2 192		
100		100		100		100		
3 350		3 350		3 350		3 350		
3 960		3 960		3 960		3 960		
2 193		2 193		2 193		2 193		
1 069		1 069		1 069		1 069		
262		262		262		262		
3 321		3 321		3 321		3 465		
2 321		2 321		2 321		2 465		
1 173		1 289		1 173		1 289		
40	100	1 000	40	100	1 000	40	100	1 000
2A		2A		2A		2A		
1 067		1 067		1 067		1 067		
98		98		98		98		
137		137		137		137		
3 598		3 598		3 598		3 736		
3 751		3 751		3 751		3 891		
1 931		1 931		1 931		2 073		
173		173		173		189		

18,0		18,0		18,0		18,0	
0,40		0,63		0,38		0,63	
0,57		0,51		0,57		0,51	
5 468		5 773		5 591		5 726	
18 045		19 052		18 451		18 897	
10		14		9		13	
26		39		24		35	
4,42		4,11		4,45		4,11	
Hydraulic		Hydraulic		Hydraulic		Hydraulic	

2x 10,0		2x 10,0		2x 10,0			
16,0		16,0		16,0			
DIN 43536 A		DIN 43536 A		DIN 43536 A			
80		560		80		700	
1 480		1 635		1 480		1 635	
6,68		7,00		6,68		7,00	

AC electronic		AC electronic		AC electronic	
155		155		155	
20-40		20-40		20-40	
67		67		67	
Pin		Pin		Pin	

Specification data is based on VDI 2198

Equipment and weight:

Weights (line 2.1) are based on the following specifications:

Complete truck with 3 390 mm (J2.5-2.5XN) or 3 200 mm (J3.0-3.5XN) 2-stage limited free lift mast, 1 067 mm hook type carriage with load backrest, 1 000 mm forks, overhead guard and pneumatic shaped solid drive and steer tyres.

HYSTER		HYSTER		
J3.0XN		J3.5XN		1.1
Battery		Battery		1.2
Seat		Seat		1.3
3 000		3 500		1.4
500		500		1.5
416		416		1.6
1 750		1 750		1.8
				1.9

CHARACTERISTICS

4 910		5 225		2.1
7 006	904	7 714	1 011	2.2
2 443	2 467	2 391	2 834	2.3

WEIGHT

SE		SE		
23 x 10 - 12		23 x 10 - 12		3.1
18 x 7 - 8		18 x 7 - 8		3.2
2X	2	2X	2	3.3
938	1 054	938	1 054	3.5
992		992		3.6
				3.7

WHEELS & TYRES

5	5	5	5	4.1		
2 192		2 192		4.2		
100		100		4.3		
3 155		3 155		4.4		
3 865		3 865		4.5		
2 193		2 193		4.7		
1 069		1 069		4.8		
262		262		4.12		
3 465		3 555		4.19		
2 465		2 555		4.20		
1 173	1 289	1 173	1 289	4.21		
45	100	1 000	45	100	1 000	4.22
3A		3A		4.23		
1 067		1 067		4.24		
98		98		4.31		
137		137		4.32		
3 747		3 813		4.33		
3 903		3 969		4.34		
2 073		2 139		4.35		
189		189		4.36		

DIMENSIONS

17,0	18,0	16,0	18,0	5.1
0,33	0,59	0,31	0,59	5.2
0,56	0,46	0,58	0,46	5.3
5 441	5 588	5 478	5 720	5.5
17 956	18 441	18 076	18 875	5.6
8	12	7	12	5.7
22	34	20	32	5.8
4,56	4,18	4,60	4,23	5.9
Hydraulic		Hydraulic		5.10

PERFORMANCE

2x 10,0		2x 10,0		6.1
16,0		16,0		6.2
DIN 43536 A		DIN 43536 A		6.3
80	700	80	700	6.4
1 770	1 956	1 770	1 956	6.5
8,66		10,03		6.6

MOTOR

AC electronic		AC electronic		8.1
155		155		8.2
20-40		20-40		8.3
67		67		8.4
Pin		Pin		8.5

OTHER

J2.2XN, J2.5XN, J3.0XN, J3.5XN Advance+

CHARACTERISTICS	1.1	Manufacturer	
	1.2	Model designation	
	1.3	Power: battery, diesel, LPG, electric mains	
	1.4	Operation: manual, pedestrian, stand, seat, orderpicker	
	1.5	Load capacity	Q (kg)
	1.6	Load centre	c (mm)
	1.8	Load distance	x (mm)
	1.9	Wheelbase	y (mm)

WEIGHT	2.1	Unladen weight (max. battery)	kg
	2.2	Axle loading, with load front/rear (max. battery)	kg
	2.3	Axle loading, without load front/rear (max. battery)	kg

WHEELS & TYRES	3.1	Tyres: L=Pneumatic, V=Cushion, SE=Pneumatic Shaped Solid	
	3.2	Tyre size, front	
	3.3	Tyre size, rear	
	3.5	Number of wheels, front/rear (X = driven)	
	3.6	Track width, front, standard/wide tread	b ₁₀ (mm)
	3.7	Track width, rear	b ₁₁ (mm)

DIMENSIONS	4.1	Mast tilt, $\alpha = \text{forward}/\beta = \text{back}$	degrees
	4.2	Height of mast, lowered	h ₁ (mm)
	4.3	Free lift \uparrow	h ₂ (mm)
	4.4	Lift height \uparrow	h ₃ (mm)
	4.5	Height of mast, extended \star	h ₄ (mm)
	4.7	Overhead guard height \blacklozenge	h ₆ (mm)
	4.8	Seat height \triangleright	h ₇ (mm)
	4.12	Towing coupling height	h ₁₀ (mm)
	4.19	Overall length	l ₁ (mm)
	4.20	Length to face of forks	l ₂ (mm)
	4.21	Overall width (standard/wide tread)	b ₁ /b ₂ (mm)
	4.22	Fork dimensions	s/e/l (mm)
	4.23	Fork carriage DIN 15173. Class A/B	
	4.24	Fork carriage width \blacksquare	b ₃ (mm)
	4.31	Ground clearance under mast, with load	m ₁ (mm)
	4.32	Ground clearance, centre of wheelbase	m ₂ (mm)
4.33	Aisle width with pallets 1 000 long x 1 200 wide \wedge	Ast (mm)	
4.34	Aisle width with pallets 800 wide x 1 200 long \wedge	Ast (mm)	
4.35	Outer turning radius	W _a (mm)	
4.36	Inner turning radius	b ₁₃ (mm)	

PERFORMANCE	5.1	Travel speed with/without load \star	km/h
	5.2	Lifting speed with/without load	m/sec
	5.3	Lowering speed with/without load	m/sec
	5.5	Drawbar pull with/without load, 60 minute rating	N
	5.6	Max. drawbar pull with/without load, 5 minute rating	N
	5.7	Gradeability with/without load, 30 minute rating \dagger	%
	5.8	Maximum gradeability with/without load, 5 minute rating \dagger	%
	5.9	Acceleration time with/without load \star	Sec
	5.10	Service brake	

MOTOR	6.1	Drive motor rating, S2, 60 min	kW
	6.2	Lifting motor, S3 15% rating	kW
	6.3	Battery DIN 43531/35/36 A, B, C, no	
	6.4	Battery voltage/capacity at 5 hr rate	V/Ah
	6.5	Battery weight (min./max.)	kg
	6.6	Power consumption in accordance with VDI cycle \star	kWh/h

OTHER	8.1	Drive control	
	8.2	Operating pressure for attachments ∇	bar
	8.3	Oil flow for attachments	l/min
	8.4	Average noise level at operator's ear \triangleleft	dB(A)
	8.5	Towing coupling type	

HYSTER		HYSTER		HYSTER	
J2.2XN		J2.5XN (717)		J2.5XN (861)	
Battery		Battery		Battery	
Seat		Seat		Seat	
2 200		2 500		2 500	
500		500		500	
404		404		404	
1 606		1 606		1 750	

4 465		4 465		4 876	
5 651	1 014	6 120	845	6 195	1 181
2 212	2 253	2 212	2 253	2 403	2 473

SE		SE		SE	
23 x 10 - 12		23 x 10 - 12		23 x 10 - 12	
18 x 7 - 8		18 x 7 - 8		18 x 7 - 8	
2X	2	2X	2	2X	2
938	1 054	938	1 054	938	1 054
992		992		992	

5		5		5		5		
2 192		2 192		2 192		2 192		
100		100		100		100		
3 350		3 350		3 350		3 350		
3 960		3 960		3 960		3 960		
2 193		2 193		2 193		2 193		
1 069		1 069		1 069		1 069		
262		262		262		262		
3 321		3 321		3 321		3 465		
2 321		2 321		2 321		2 465		
1 173		1 289		1 173		1 289		
40	100	1 000	40	100	1 000	40	100	1 000
2A		2A		2A		2A		
1 067		1 067		1 067		1 067		
98		98		98		98		
137		137		137		137		
3 598		3 598		3 598		3 736		
3 751		3 751		3 751		3 891		
1 931		1 931		1 931		2 073		
173		173		173		189		

21,0		21,0		21,0		21,0	
0,52		0,72		0,49		0,72	
0,57		0,51		0,57		0,51	
6 015		6 235		6 037		6 185	
19 849		20 576		19 927		20 409	
11		16		10		14	
28		42		26		38	
4,04		3,71		4,04		3,71	
Hydraulic		Hydraulic		Hydraulic		Hydraulic	

2x 10,0		2x 10,0		2x 10,0	
24,0		24,0		24,0	
DIN 43536 A		DIN 43536 A		DIN 43536 A	
80	560	80	560	80	700
1 480	1 635	1 480	1 635	1 770	1 956
7,51		7,87		8,86	

AC electronic		AC electronic		AC electronic	
155		155		155	
20-40		20-40		20-40	
68		68		68	
Pin		Pin		Pin	

Specification data is based on VDI 2198

Equipment and weight:

Weights (line 2.1) are based on the following specifications:

Complete truck with 3 390 mm (J2.5-2.5XN) or 3 200 mm (J3.0-3.5XN) 2-stage limited free lift mast, 1 067 mm hook type carriage with load backrest, 1 000 mm forks, overhead guard and pneumatic shaped solid drive and steer tyres.

HYSTER		HYSTER		
J3.0XN		J3.5XN		1.1
Battery		Battery		1.2
Seat		Seat		1.3
3 000		3 500		1.4
500		500		1.5
416		416		1.6
1 750		1 750		1.8
				1.9

CHARACTERISTICS

4 910		5 225		2.1
7 006	904	7 714	1 011	2.2
2 443	2 467	2 391	2 834	2.3

WEIGHT

SE		SE		
23 x 10 - 12		23 x 10 - 12		3.1
18 x 7 - 8		18 x 7 - 8		3.2
2X	2	2X	2	3.3
938	1 054	938	1 054	3.5
992		992		3.6
				3.7

WHEELS & TYRES

5	5	5	5	4.1		
2 192		2 192		4.2		
100		100		4.3		
3 155		3 155		4.4		
3 865		3 865		4.5		
2 193		2 193		4.7		
1 069		1 069		4.8		
262		262		4.12		
3 465		3 555		4.19		
2 465		2 555		4.20		
1 173	1 289	1 173	1 289	4.21		
45	100	1 000	45	100	1 000	4.22
3A		3A		4.23		
1 067		1 067		4.24		
98		98		4.31		
137		137		4.32		
3 747		3 813		4.33		
3 903		3 969		4.34		
2 073		2 139		4.35		
189		189		4.36		

DIMENSIONS

19,5	21,0	18,0	21,0	5.1
0,42	0,63	0,37	0,63	5.2
0,56	0,46	0,58	0,46	5.3
5 877	6 035	5 918	6 177	5.5
19 393	19 916	19 522	20 385	5.6
9	13	8	13	5.7
24	37	22	35	5.8
4,14	3,78	4,19	3,83	5.9
Hydraulic		Hydraulic		5.10

PERFORMANCE

2x 10,0		2x 10,0		6.1
24,0		24,0		6.2
DIN 43536 A		DIN 43536 A		6.3
80	700	80	700	6.4
1 770	1 956	1 770	1 956	6.5
9,74		11,28		6.6

MOTOR

AC electronic		AC electronic		8.1
155		155		8.2
20-40		20-40		8.3
68		68		8.4
Pin		Pin		8.5

OTHER

Mast and Capacity Information

Values shown are for standard equipment. When using non-standard equipment these values may change. Please contact your Hyster dealer for information.

Vista Masts J2.2 - 2.5XN

	Maximum fork height mm (h ₃ +s)	Back tilt	Overall lowered height mm	Overall extended height mm	Free lift (top of forks) mm (h ₂ +s)
Vista 2-Stage limited free lift	3 390	5°	2 195	3 956 ◊	140
	3 790	5°	2 395	4 356 ◊	140
	4 330	5°	2 745	4 896 ◊	140
	4 830	5°	2 995	5 396 ◊	140
Vista 2-Stage full free lift	3 400	5°	2 195	3 966 ◊	1 625 ▢
	3 800	5°	2 395	4 366 ◊	1 825 ▢
	4 420	5°	2 745	4 986 ◊	2 175 ▢
Vista 3-Stage full free lift	4 950	5°	2 145	5 496 ◻	1 595 ○
	5 550	5°	2 395	6 096 ◻	1 845 ○
	6 000	5°	2 595	6 546 ◻	2 045 ○

Vista Masts J3.0 - 3.5XN

	Maximum fork height mm (h ₃ +s)	Back tilt	Overall lowered height mm	Overall extended height mm	Free lift (top of forks) mm (h ₂ +s)
Vista 2-Stage limited free lift	3 200	5°	2 195	3 861 ▲	145
	3 600	5°	2 395	4 261 ▲	145
	4 100	5°	2 745	4 761 ▲	145
	4 600	5°	2 990	5 261 ▲	145
Vista 2-Stage full free lift	3 205	5°	2 195	3 862 ▲	1 535 ◀
	3 905	5°	2 595	4 562 ▲	1 935 ◀
	4 405	5°	2 845	5 062 ▲	2 185 ◀
Vista 3-Stage full free lift	4 610	5°	2 145	5 252 ▼	1 500 ▶
	4 910	5°	2 295	5 552 ▼	1 650 ▶
	5 210	5°	2 395	5 852 ▼	1 750 ▶
	5 810	5°	2 645	6 452 ▼	2 000 ▶

J2.2-3.5XN - Capacity chart in kg @ 500 mm load centre

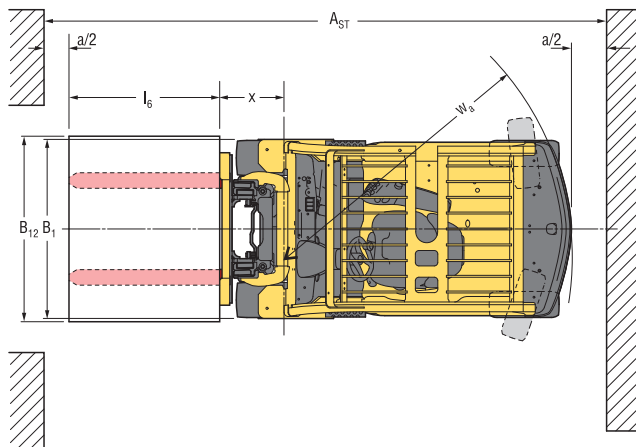
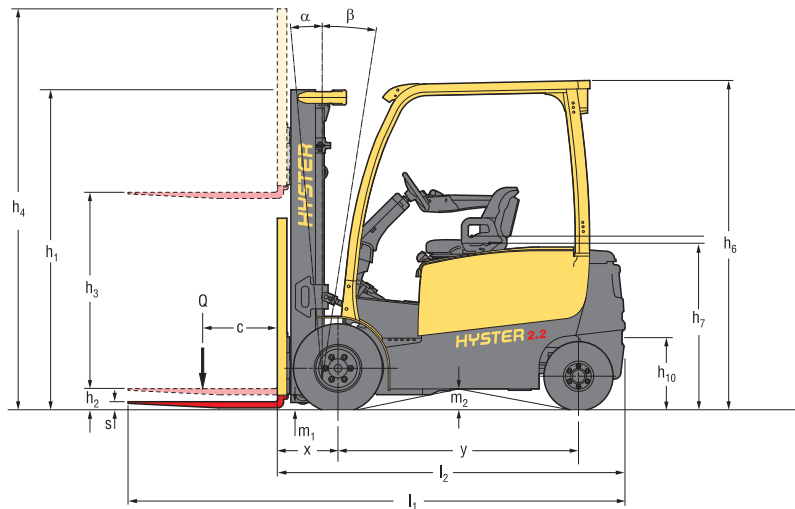
Pneumatic Shaped Solid Tyres												
Maximum fork height mm (h ₃ +s)	Without sideshift			With integral sideshift			Maximum fork height mm (h ₃ +s)	Without sideshift		With integral sideshift		
	J2.2XN (717)	J2.5XN (717)	J2.5XN (861)	J2.2XN (717)	J2.5XN (717)	J2.5XN (861)		J3.0XN (861)	J3.5XN (861)	J3.0XN (861)	J3.5XN (861)	
Vista 2-Stage limited free lift	3 390	2 200	2 500	2 500	2 200	2 490	2 500	3 200	3 000	3 500	2 960	3 440
	3 790	2 200	2 500	2 500	2 200	2 490	2 500	3 600	3 000	3 500	2 950	3 430
	4 330	2 200	2 500	2 500	2 200	2 470	2 500	4 100	3 000	3 500	2 940	3 420
	4 830	2 200	2 480	2 500	2 190	2 440	2 500	4 600	2 920	3 410	2 850	3 330
Vista 2-Stage full free lift	3 400	2 200	2 500	2 500	2 200	2 500	2 500	3 205	3 000	3 500	2 960	3 440
	3 800	2 200	2 500	2 500	2 200	2 490	2 500	3 905	3 000	3 500	2 940	3 420
	4 420	2 200	2 500	2 500	2 200	2 480	2 500	4 405	2 960	3 450	2 900	3 370
Vista 3-Stage full free lift	4 950	2 200	2 440	2 500	2 180	2 400	2 500	4 610	2 970	3 460	2 900	3 370
	5 550	2 110	2 310	2 410	2 070	2 250	2 380	4 910	2 900	3 400	2 830	3 300
	6 000	2 020	2 210	2 310	1 980	2 150	2 290	5 210	2 840	3 320 ▲	2 760	3 220 ▲
							5 810	2 690	3 170 ▲	2 600	3 060	


J2.2-3.5XN - Capacity chart in kg @ 600 mm load centre

Pneumatic Shaped Solid Tyres												
Maximum fork height mm (h ₃ +s)	Without sideshift			With integral sideshift			Maximum fork height mm (h ₃ +s)	Without sideshift		With integral sideshift		
	J2.2XN (717)	J2.5XN (717)	J2.5XN (861)	J2.2XN (717)	J2.5XN (717)	J2.5XN (861)		J3.0XN (861)	J3.5XN (861)	J3.0XN (861)	J3.5XN (861)	
Vista 2-Stage limited free lift	3 390	2 000	2 270	2 270	2 000	2 250	2 270	3 200	2 720	3 130	2 680	3 110
	3 790	2 000	2 270	2 270	2 000	2 250	2 270	3 600	2 720	3 130	2 670	3 100
	4 330	2 000	2 270	2 270	1 990	2 240	2 270	4 100	2 720	3 130	2 660	3 090
	4 830	2 000	2 250	2 270	1 980	2 210	2 270	4 600	2 650	3 090	2 580	3 010
Vista 2-Stage full free lift	3 400	2 000	2 270	2 270	2 000	2 260	2 270	3 205	2 720	3 130	2 680	3 110
	3 800	2 000	2 270	2 270	2 000	2 250	2 270	3 905	2 720	3 130	2 660	3 090
	4 420	2 000	2 270	2 270	1 990	2 240	2 270	4 405	2 680	3 130	2 620	3 050
Vista 3-Stage full free lift	4 950	2 000	2 210	2 270	1 970	2 170	2 250	4 610	2 690	3 130	2 620	3 050
	5 550	1 920	2 100	2 190	1 870	2 030	2 150	4 910	2 630	3 080	2 560	2 980
	6 000	1 830	2 000	2 100	1 790	1 940	2 070	5 210	2 570	3 010 ▲	2 500	2 920 ▲
								5 810	2 440	2 870 ▲	2 350	2 760

Note: To calculate truck capacities with alternative truck specifications to the ones shown in the above tables, please consult your Hyster dealer. The rated capacities shown are for masts in a vertical position on trucks equipped with standard or sideshift carriage and nominal length forks. Masts above the maximum fork heights shown in the mast table are classified as high lift and, depending on the tyre/tread configuration may require reduced capacity, restricted back tilt or wide tread.

Truck dimensions



 = Centre of gravity of unladen truck

$$A_{st} = W_a + R + a \text{ (see lines 4.33 and 4.34)}$$

$$R = \sqrt{(l_6 + x)^2 + \left(\frac{b_{12} - b_{13}}{2}\right)^2}$$

NOTE:

Specifications are affected by the condition of the vehicle and how it is equipped, as well as the nature and condition of the operating area. If these specifications are critical, the proposed application should be discussed with your dealer.

- ¶ Bottom of forks
- + Without load backrest
- ▷ Full suspension seat (FLM80) specified. Compressed condition, add 40 mm for nominal position. Add 104 mm for battery side removal option
- Add 28 mm with load backrest
- ◆ h_6 subject to +/- 5 mm tolerance. Add 104 mm for battery side removal option
- ▲ Stacking aisle width (lines 4.33 & 4.34) is based on the V.D.I. standard calculation as shown on illustration. The British Industrial Truck Association recommends the addition of 100 mm to the total clearance (dimension a) for extra operating margin at the rear of the truck.
- † Gradeability figures (lines 5.7 & 5.8) are provided for comparison of tractive performance, but are not intended to endorse the operation of the vehicle on the stated inclines. Follow instructions in the operating manual regarding operation on inclines.
- ▽ Variable
- ❖ Advance configuration, with eLo performance setting
- * Advance+ configuration with HiP performance setting
- ◀ Lpaz, measured according to the test cycles and based on the weighting values contained in EN12053

Tables key:

- ◇ Add 666 mm with load backrest extension
- ⊞ Deduct 666 mm with load backrest extension
- Add 684 mm with load backrest extension
- Deduct 684 mm with load backrest extension
- ▲ Add 583 mm with load backrest extension
- Deduct 583 mm with load backrest extension
- ◡ Add 601 mm with load backrest extension
- Deduct 601 mm with load backrest extension
- ▲ Wide tread required. Standard tread possible but with reduced capacity. Contact your lift truck dealer

Notice

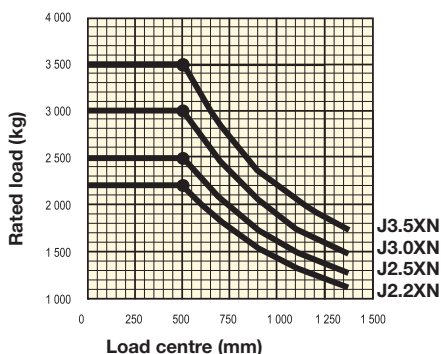
Care must be exercised when handling elevated loads. When the carriage and/or load is elevated, truck stability is reduced. It is important that mast tilt in either direction be kept to a minimum when loads are elevated. Operators must be trained and adhere to the instructions contained in the Operating Manual.

Hyster products are subject to change without notice. Lift trucks illustrated may feature optional equipment.



This truck conforms to the current EU requirements.

Rated capacities



Load centre

Distance from front of forks to centre of gravity of load.

Rated load

Based on 3-Stage full free lift vertical masts up to 4 420 mm top of forks.

Note: values are calculated

Product Features

The Hyster J2.2-3.5XN series is available in 2 configurations – Advance & Advance+.

With enhanced performance characteristics, the Advance+ configuration has been designed to operate in intensive, high productivity applications with long runs and high lifts as an effective alternative to an engine-powered truck.

For example, in comparison to the Advance configuration, top speed (laden) has been increased to up to 21 km/h with faster acceleration and lifting speeds have been increased by 27%.

Dependability

- Robust mast design provides excellent visibility and reliable, high performance lifting.
- Strong chassis construction and reliable, long-lasting components deliver excellent durability and stability, increasing driver confidence and enhancing productivity.
- AC motor technology on traction and hoist, with built in thermal management system, allows the truck to work reliably over long runs and in demanding work cycles, reducing downtime significantly.
- The electrical system features a CANbus communications network and Hall Effect sensors for increased reliability.

Productivity

- Dual 10 kW AC front wheel traction motors deliver smooth acceleration, fast travel and rapid direction changes. This is combined with regenerative braking and a powerful hoist motor to deliver efficient load handling in the toughest of applications.
- Designed to offer excellent manoeuvrability in working aisles, speeding up throughput, the truck features a slim counterweight, Zero Turn Radius (ZTR) steer axle and dual drive motors.
- The maintenance-free mechanical Hyster Stability Mechanism (HSM) reduces truck lean when travelling over obstacles, increasing driver confidence and productivity.
- Extended battery shift life and easy side battery removal systems offer increased uptime with a fast, simple recharging process to keep trucks on the move.

Ergonomics

- The ergonomically designed operator compartment provides a comfortable and highly productive environment for the driver. The truck offers industry leading floor space and easy on/off access is enhanced thanks to the low intermediate non-slip step (height = 475 mm).
- Low noise and whole body vibration combined with a new full suspension seat with 80 mm suspension travel and a range of adjustments ensures the operator remains comfortable over long shifts.
- The fully adjustable tilt steering column with telescopic adjustment, memory tilt and synchronised steering options allows the operator to get on and off the truck quickly and easily throughout the shift, ensuring maximum comfort and increased productivity.
- The new mini-lever module armrest with built in hydraulic controls, integrated directional control, emergency off switch and horn offers the ultimate in comfort and control. Alternatively, seat-side manual levers also provide handling ease.
- A 'Heads-up' display keeps the driver's field of vision clear but provides him with 'at a glance' information on truck operating conditions or performance settings.
- A choice of weather protection options promotes a comfortable working environment, whatever the conditions.

Low Cost of Ownership

- Customisable performance settings allow energy efficiency to be ideally balanced with productivity delivering high throughput at lower operating cost.
- The Vehicle System Manager (VSM) allows adjustment of truck performance parameters and monitors key functions, leading to application matched performance and minimum downtime.
- Durable, quality components, including virtually maintenance free oil immersed brakes and brushless AC motors offer long term reliability and lower maintenance costs.
- In-built thermal protection on traction motors and advanced cooling system protect truck components, leading to reduced maintenance costs.
- Fast delivery of diagnostic information allows precise troubleshooting, easy maintenance planning and lower costs.

Serviceability

- Standard 1 000 hour service interval.
- Access to diagnostic information via the display or plug-in point on the steering column allows service technicians to monitor truck operations and plan maintenance requirements.
- Easily removable two-piece floor plate provides easy access to power contactor, traction controller fuses and relays.
- Motor, pump, controller and oil tank are located in the counterweight and are easily accessible, requiring only 2 thumb screws to be removed.
- Automatic park brake system can be released manually by activating lever arrangement underneath floor plates, reducing downtime.
- LED work lights are designed to last the lifetime of the truck.



**Strong Partners, Tough Trucks,
for Demanding Operations Everywhere.**

Hyster supplies a complete product range, including Warehouse trucks, IC and Electric Counterbalanced trucks, Container Handlers and Reach Stackers.

Hyster is committed to being much more than a lift truck supplier. Our aim is to offer a complete partnership capable of responding to the full spectrum of materials handling issues:

Whether you need professional consultancy on your fleet management, fully qualified service support, or reliable parts supply, you can depend on Hyster. Our network of highly trained dealers provides expert, responsive local support.

They can offer cost-effective finance packages and introduce effectively managed maintenance programmes to ensure that you get the best possible value. Our business is dealing with your materials handling needs so you can focus on the success of your business today and in the future.



Hyster Europe, Flagship House, Reading Road North, Fleet, Hants GU51 4WD, England.

Tel: +44 (0) 1252 810261

Fax: +44 (0) 1252 770702

Email: infoeurope@hyster.com

Website: www.hyster.com/europe

A division of NACCO Materials Handling Limited.

